



SPCC 2020

Embrace • Engage • Envision

7TH SINGAPORE PALLIATIVE CARE CONFERENCE

8th - 11th July 2020 | www.singaporepalliativecare.com

7th SINGAPORE PALLIATIVE CARE CONFERENCE

8TH – 11TH JULY 2020

Abstract Submission Guidelines

Step 1: Create Your Account

- Click “**Create your account**” to start your account
- If you already have create an account, please click “**Login**” and skip to Step 5

Call for Abstracts

Let the work you do inspire! The organising committee of the **Singapore Palliative Care 2020 (SPCC 2020)** invites you to submit abstracts of original and most up-to-date research related to Palliative Care.

Abstracts must be submitted electronically through the SPCC 2020 website at www.singaporepalliativecare.com. Before you can submit your abstract, you have to create an account. The final date for all abstracts to be submitted will be **Friday, 31st January 2020, 6:00 p.m. SGT**. Abstracts received after this date will not be accepted.

Full payment of your registration can be made after you are notified of the acceptance of your abstract.

Abstract Submission

STEP 1

Create Your
Account!

STEP 2

Login to your Account

How to submit an abstract for the conference? [Download the guidelines](#)


Step 2: Select a registration type

- select the correct registration type as this will affect your registration fee later on
➔ Registration Info



SPCC 2020
Embrace • Engage • Envision
7th SINGAPORE PALLIATIVE CARE CONFERENCE
8th - 11th July 2020 | www.singaporepalliativecare.com

Organised by:  SINGAPORE HOSPICE COUNCIL
Sustaining Support Hospice

Sponsors:  PSC  LIEN Centre for Palliative Care 

Create an account

[Already have an account? Login](#)

Please select a registrant type:

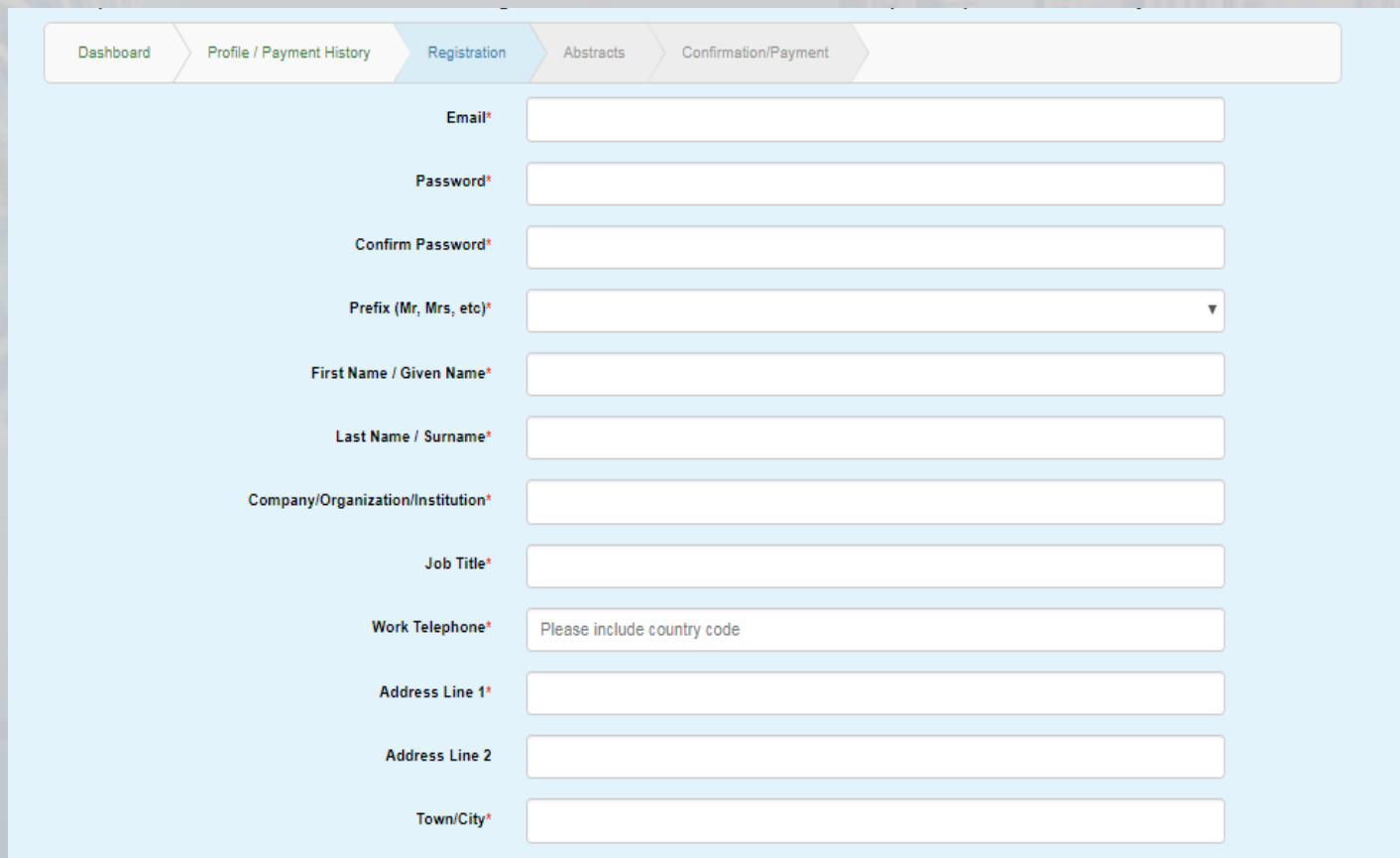
- Doctors
- Doctors (Low and Lower Middle Income Countries) *
- Nurses / Allied Health
- Nurses / Allied Health (Low and Lower Middle Income Countries) *
- Students **

Step 3: Registration

- Fill out your personal information and click “**Next**”

*If you register as **Trainee/ Allied Health Professional/Medical Student**, please kindly provide your ID or proof document while signing up the account.

Thank you!



The image shows a registration form interface with a light blue background. At the top, there is a navigation bar with five tabs: 'Dashboard', 'Profile / Payment History', 'Registration' (which is highlighted with a blue arrow), 'Abstracts', and 'Confirmation/Payment'. Below the navigation bar, the form consists of several input fields, each with a label and an asterisk indicating it is required. The fields are: 'Email*', 'Password*', 'Confirm Password*', 'Prefix (Mr, Mrs, etc)*' (which is a dropdown menu), 'First Name / Given Name*', 'Last Name / Surname*', 'Company/Organization/Institution*', 'Job Title*', 'Work Telephone*' (with a placeholder text 'Please include country code'), 'Address Line 1*', 'Address Line 2', and 'Town/City*'. Each field is represented by a white rectangular input box.

Field Label	Field Type
Email*	Text
Password*	Text
Confirm Password*	Text
Prefix (Mr, Mrs, etc)*	Dropdown
First Name / Given Name*	Text
Last Name / Surname*	Text
Company/Organization/Institution*	Text
Job Title*	Text
Work Telephone*	Text (with placeholder: Please include country code)
Address Line 1*	Text
Address Line 2	Text
Town/City*	Text

Step 4: Account Creation Confirmation

- A confirmation on the successful creation of your account creation will be sent to your email

Account Creation Confirmation

1 minute ago at 2:51 PM

From [Singapore Palliative Care Conference 2020](#) >



Dear Ms. Priya Jiayi Kumar,

Your account has been created for Singapore Palliative Care Conference 2020 .

Please find below your login details to access your account:

Username: priyaj@me.com

The QR Code below will serve as your account identity for onsite registration and badge collection.

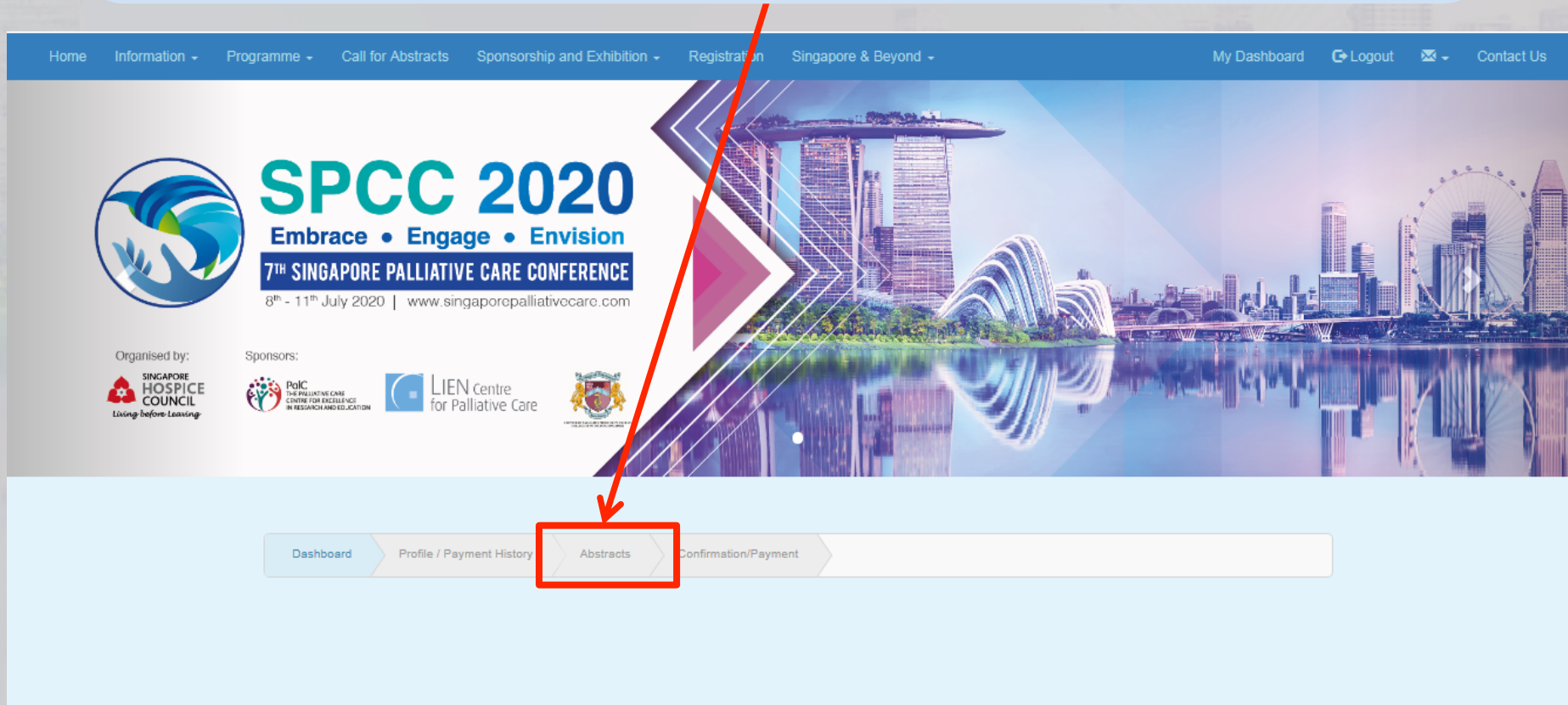


[Click here to access your account.](#)

Please contact faculty@singaporepalliativecare.com if you have any clarifications.

Step 5: Start to submit your abstract

- Click “Abstracts”



The screenshot displays the homepage of the SPCC 2020 website. The top navigation bar includes links for Home, Information, Programme, Call for Abstracts, Sponsorship and Exhibition, Registration, Singapore & Beyond, My Dashboard, Logout, and Contact Us. The main banner features the SPCC 2020 logo, the theme 'Embrace • Engage • Envision', and the event details: '7th SINGAPORE PALLIATIVE CARE CONFERENCE' from 8th to 11th July 2020, with the website www.singaporepalliativecare.com. Below the banner, logos for the Singapore Hospice Council, PaIC, and LIEN Centre for Palliative Care are shown. A red arrow points from the 'Abstracts' link in the top navigation bar to the 'Abstracts' button in the bottom navigation bar, which is highlighted with a red box.

Home Information Programme Call for Abstracts Sponsorship and Exhibition Registration Singapore & Beyond My Dashboard Logout Contact Us

SPCC 2020
Embrace • Engage • Envision
7th SINGAPORE PALLIATIVE CARE CONFERENCE
8th - 11th July 2020 | www.singaporepalliativecare.com

Organised by:
SINGAPORE HOSPICE COUNCIL
Living before Leaving

Sponsors:
PaIC THE PALLIATIVE CARE CENTRE FOR EXCELLENCE IN RESEARCH AND EDUCATION
LIEN Centre for Palliative Care

Navigation bar: Dashboard Profile / Payment History **Abstracts** Confirmation/Payment

- **Step 6: Abstract Submission**

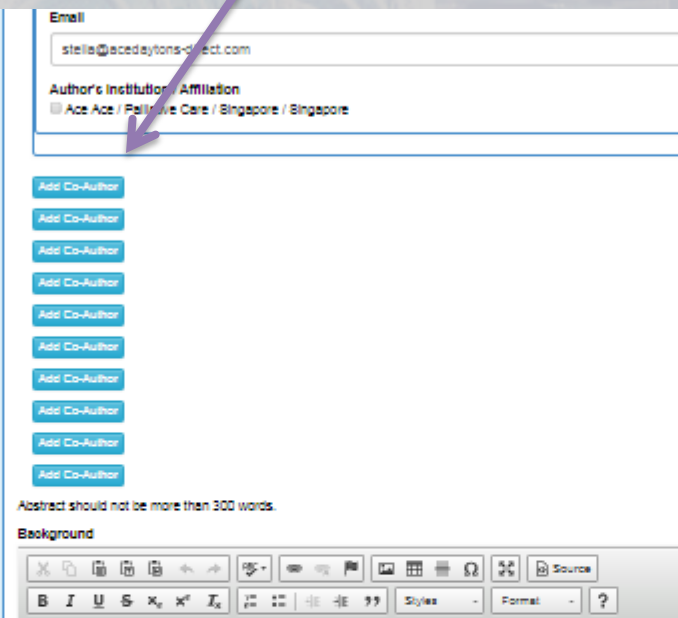
- follow the instruction & fill in your abstract content and author information

- * You can use “ctrl+v” to paste your abstract content

- * Abstracts must contain no more than **300** words

- * Abstracts title should not exceed **20** words

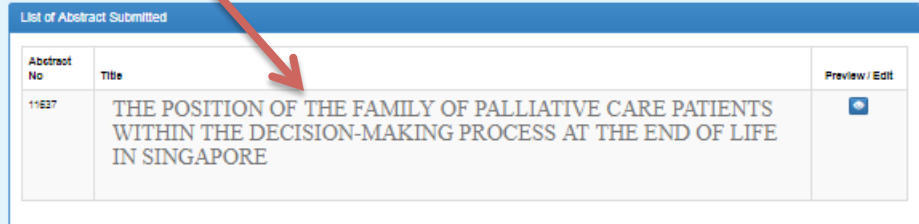
- * Only **10** co-authors allowed



This screenshot shows the left portion of the abstract submission form. At the top, there is an 'Email' field with the text 'stella@acedaytons-lect.com'. Below it is the 'Author's Institution / Affiliation' section, which includes a radio button for 'Academy / Palliative Care / Singapore / Singapore'. A purple arrow points from the 'Only 10 co-authors allowed' instruction to the 'Add Co-Author' buttons. There are ten 'Add Co-Author' buttons stacked vertically. Below these buttons, a note states 'Abstract should not be more than 300 words.' At the bottom of this section is a 'Background' area with a rich text editor toolbar containing icons for bold, italic, underline, strikethrough, link, unlink, bulleted list, numbered list, indent, outdent, and a 'Source' button.

Abstract

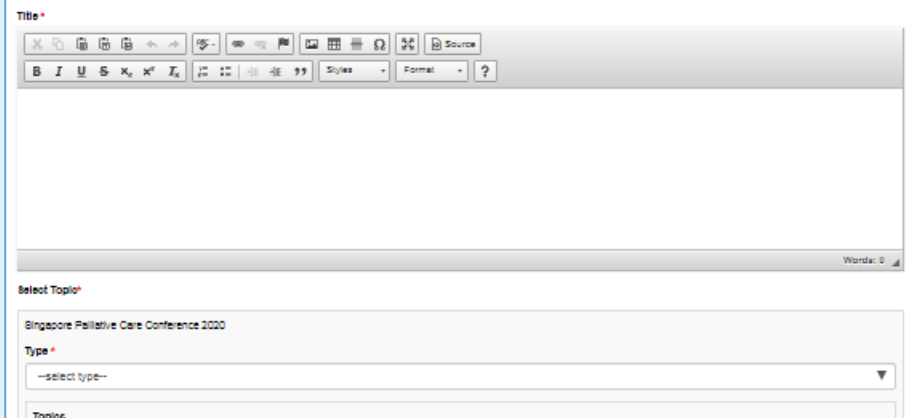
Abstract title should not exceed 20 words



This screenshot shows a table titled 'List of Abstract Submitted'. The table has three columns: 'Abstract No', 'Title', and 'Preview / Edit'. There is one row with the abstract number '11637' and the title 'THE POSITION OF THE FAMILY OF PALLIATIVE CARE PATIENTS WITHIN THE DECISION-MAKING PROCESS AT THE END OF LIFE IN SINGAPORE'. A red arrow points from the 'Abstract title should not exceed 20 words' instruction to the title text in this row.

Abstract No	Title	Preview / Edit
11637	THE POSITION OF THE FAMILY OF PALLIATIVE CARE PATIENTS WITHIN THE DECISION-MAKING PROCESS AT THE END OF LIFE IN SINGAPORE	

Submission



This screenshot shows the 'Submission' form on the right side of the interface. It features a 'Title' field with a rich text editor toolbar above it, containing icons for bold, italic, underline, strikethrough, link, unlink, bulleted list, numbered list, indent, outdent, and a 'Source' button. Below the title field is a 'Select Topic' section. It includes a text input field with 'Singapore Palliative Care Conference 2020', a 'Type' dropdown menu with '--select type--' selected, and a 'Topic' field at the bottom.

• Step 7: Abstract Submission

Please make the abstract as informative as possible, and support your conclusions with data. **No tables** are allowed. Abstracts should be structured to include the following four sections:

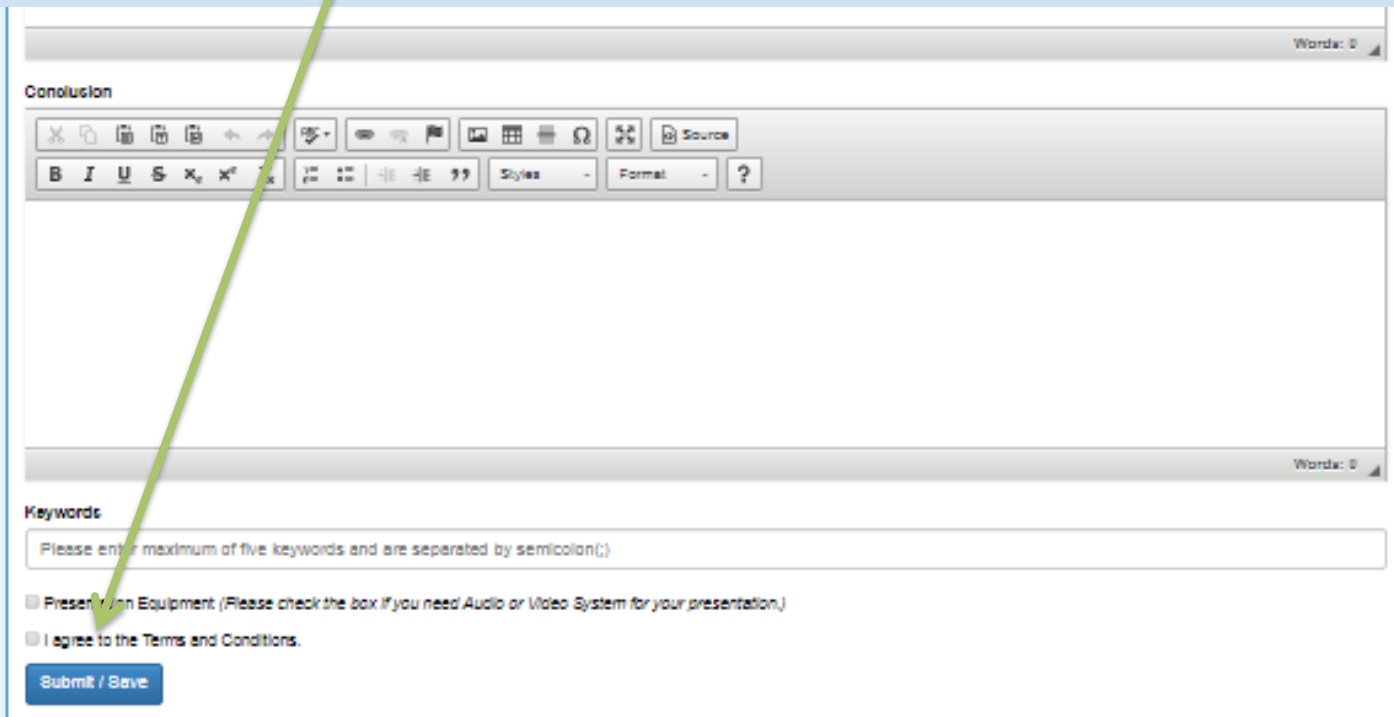
Objective: indicate the purpose of the study

Method: describe pertinent experimental (if relevant) procedures

Results: summarize the results of the research

Conclusions: state the main conclusions

Please read the Terms and Conditions and then tick before you click submit



The screenshot shows a web form for abstract submission. At the top, there is a text area labeled "Conclusion" with a word count of "Words: 0". Below this is a rich text editor toolbar with various icons for text formatting, alignment, and insertion. Underneath the editor is another text area labeled "Keywords" with a word count of "Words: 0". Below the keywords area is a text input field with the placeholder text "Please enter maximum of five keywords and are separated by semicolon()". Below this input field are two checkboxes: "Presentation Equipment (Please check the box if you need Audio or Video System for your presentation.)" and "I agree to the Terms and Conditions.". At the bottom left is a blue button labeled "Submit / Save". A green arrow points from the top of the slide to the "I agree to the Terms and Conditions." checkbox.

Conclusion

Words: 0

Keywords

Please enter maximum of five keywords and are separated by semicolon()

☐ Presentation Equipment (Please check the box if you need Audio or Video System for your presentation.)

☐ I agree to the Terms and Conditions.

Submit / Save

Step 7: Abstract Submission Email

- You will receive an email copy of the abstract submission when you finish Step 6



SPCC 2020
Embrace • Engage • Envision
7th SINGAPORE PALLIATIVE CARE CONFERENCE
30 - 31 July 2020 | www.engagingspcc2020.com

Organized by: SPCCC, Singapore Palliative Care Council
Sponsors: NCS, Singapore Hospice Council, UEN Centre for Palliative Care, Singapore Hospice Council

Dear Ms. Priya Jiayi Kumar,

Thank you for submitting your abstract, 'Test Test', for Singapore Palliative Care Conference 2020 .

Below is a copy of the abstract you have submitted,

Title: Test Test
Type: Oral Presentation
Theme: Singapore Palliative Care Conference 2020
Topic: Clinical Ethics
Main Author: Priya Jiayi Kumar ¹
Presenting Author: Priya Jiayi Kumar ¹
Co-Author :
Department / Institution / Country: Ace / Ace / Singapore ¹
Background: Test TEst

PLEASE NOTE:

YOU WILL NOT BE ABLE TO EDIT YOUR ABSTRACT AFTER SUBMISSION

Please check and confirm that there are no mistakes and the correct abstract had been submitted before you click on the “Submit” button

Submit Your Abstract



Step 8: Preview your abstract


- Preview your abstract

[Dashboard](#)[Profile / Payment History](#)[Abstracts](#)[Confirmation/Payment](#)

Abstract

Abstract title should not exceed 20 words

List of Abstract Submitted

Abstract No	Title	Preview / Edit
11728	Test Test	

PLEASE NOTE:

**CHECK AND CONFIRM YOUR ABSTRACT
BEFORE YOU CLICK 'SUBMIT'**

**YOU WILL NOT BE ABLE TO EDIT YOUR
ABSTRACT AFTER SUBMISSION**



SPCC 2020

Embrace • Engage • Envision

7TH SINGAPORE PALLIATIVE CARE CONFERENCE

8th - 11th July 2020 | www.singaporepalliativecare.com

Please contact faculty@singaporepalliativecare.com
if you have any queries or clarifications pertaining to
submission of the abstract